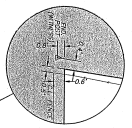
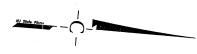
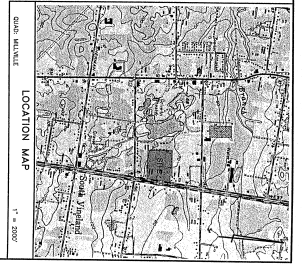


LOT 8
M/F Professional Survey
1/20/20

LOT 8
M/F Professional Survey
1/20/20



ELMER ROAD



NO.	DATE	DESCRIPTION
1	1/27/20	SET CORNERS & LOCATIONS, MONUMENTS & BENCH MARKS
2	02/03/20	DESIGNATION

Andrew E. Coursen
ANDREW E. COURSEN
 NEW JERSEY PROFESSIONAL ENGINEER & LAND SURVEYOR LICENSE NO. 37183

1/2/20
 DATE

CHURCHILL
 CONSULTING ENGINEERS
 34 North Route 73, Suite A, Berlin, NJ 08009
 856-767-6901

PLAN OF OUTBOUND & TOPOGRAPHY
GALETTI REALTY
 T.M. PLATE 61, BLOCK 963, LOTS 10, 11 & 12
 CITY OF VINELAND, CUMBERLAND COUNTY, NEW JERSEY

DATE	BY	SCALE
1/27/20	ANDREW E. COURSEN	1" = 50'
02/03/20	ANDREW E. COURSEN	1" = 50'

NOTES:
 1. Survey performed without benefit of a title report.
 2. Do not scale this plan.
 3. Subject to any and all assessments of record.
 4. Horizontal datum based on NAD83. Vertical datum based on MLLD 86. Convert to ground coordinates utilizing a vertical offset of 14.9875210m.
DEED REFERENCES:
 Book 1086, Pg. 107 (Lot 10)
 Book 1086, Pg. 104 (Lot 11)
 Book 1906, Pg. 107 (Lot 12)
TAX MAP REFERENCE:
 Plat 61, Block 963, Lots 10, 11 & 12
 EIELS BLOCK REFERENCES
 Volume #14, Pg. 2

DEED REFERENCES:
 Surveyor's map information was taken from a plan entitled "PLAN OF OUTBOUND & TOPOGRAPHY" prepared by Van Nieuwenhuysen Associates, Revised to April 12, 1994. This plan appears to be an Official Drawing.

WARNING: ANY PARTY TO THE SET OF ANY INSTRUMENTS OR RECORDS THAT REFERS TO THIS PLAN OR ANY INSTRUMENTS OR RECORDS SHOULD BE ADVISED THAT THIS PLAN AND ANY INSTRUMENTS OR RECORDS THAT REFERS TO THIS PLAN OR ANY INSTRUMENTS OR RECORDS ARE THE PROPERTY OF CHURCHILL CONSULTING ENGINEERS AND LAND SURVEYORS. ANY REPRODUCTION OR USE OF THIS PLAN OR ANY INSTRUMENTS OR RECORDS WITHOUT THE WRITTEN PERMISSION OF CHURCHILL CONSULTING ENGINEERS AND LAND SURVEYORS IS STRICTLY PROHIBITED. ANY SUCH REPRODUCTION OR USE WITHOUT THE WRITTEN PERMISSION OF CHURCHILL CONSULTING ENGINEERS AND LAND SURVEYORS SHALL BE AT THE USER'S SOLE RISK AND WITHOUT LIABILITY TO CHURCHILL CONSULTING ENGINEERS AND LAND SURVEYORS.

Andrew E. Coursen
ANDREW E. COURSEN
 NEW JERSEY PROFESSIONAL ENGINEER & LAND SURVEYOR LICENSE NO. 37183